



Shenzhen Southern LCS Compliance Testing Laboratory Ltd.
Address: 101-201, No.39 Building, Xialang Industrial Zone, Heshuikou
Community, Matian Street, Guangming District, Shenzhen, China
http://www.lcs-cert.com; Phone: +(86) 0755-29871520; Fax: +(86) 0755-29871521



中国认可
国际互认
检测
TESTING
CNAS L10160

Report No.: LCS200903017BS

TEST REPORT

Client..... : RAYER LIGHTING PRODUCT.,LTD
Address..... : Enterprise zone No.001 Yifeng township,Lankao county Kaifeng
Henan,China
Brand Name..... : RAYER
Manufacturer..... : RAYER LIGHTING PRODUCT.,LTD
Address..... : Enterprise zone No.001 Yifeng township,Lankao county Kaifeng
Henan,China
Testing Laboratory.... : Shenzhen Southern LCS Compliance Testing Laboratory Ltd.
Address..... : 101-201, No.39 Building, Xialang Industrial Zone, Heshuikou
Community, Matian Street, Guangming District, Shenzhen, China
Product Description.. : CONNECTOR II
Models..... : CONNECTOR II
Rating..... : N/A
Method..... : IEC 60529:1989+A1:1999+A2:2013
Test Item..... : IP67
Date of Test..... : 2020-09-11 ~ 2020-09-15
Date of Issue..... : 2020-09-15
Test Result..... : Pass

Test by:

Ray Hui

Ray Hui / Project Engineer

Check by:

Run Huang

Run Huang / Director

Approved by:



Jesse Liu / Manager

Remark: The duplication of this report or parts of it and its use for advertising purposes is only allowed with permission of the testing laboratory. This report contains the result of examination of the product sample submitted by the appliance. A general statement concerning the quality of the products from the series manufacturer cannot be derived therefore.



Shenzhen Southern LCS Compliance Testing Laboratory Ltd.
Address: 101-201, No.39 Building, Xialang Industrial Zone, Heshuikou
Community, Matian Street, Guangming District, Shenzhen, China
<http://www.lcs-cert.com>; Phone: +(86) 0755-29871520; Fax: +(86) 0755-29871521

Report No.: LCS200903017BS

Equipment used during test:

ID Number	Instrument	Model/ Type	Calibration Date
SLCS-S-031	Sand and dust test box	SG-500	2020-05-15
SLCS-S-040	Submersible test unit	X8	2020-05-15
SLCS-S-135	Digital hygrometer thermometer	HTC-1	2020-05-15



Test Item:

Dust test for first characteristic numerals 6

Atmospheric conditions for water or dust tests:

Air pressure: 86 kPa to 106 kPa

Temperature range: 20°C to 30°C

Relative humidity: 25 %RH to 75 %RH

Test samples:

Clean and new sample were be tested

Test Method:

The test is made using a dust chamber incorporating the basic principles shown in figure 2 whereby the powder circulation pump may be replaced by other means suitable to maintain the talcum powder in suspension in a closed test chamber. The talcum powder used shall be able to pass through a square-meshed sieve the nominal wire diameter of which is 50 µm and the nominal width of a gap between wires 75 µm. The amount of talcum powder to be used is 2 kg per cubic metre of the test chamber volume. It shall not have been used for more than 20 tests.

■ Category 1 enclosures:

The enclosure under test is supported inside the test chamber and the pressure inside the enclosure is maintained below the surrounding atmospheric pressure by a vacuum pump.

The suction connection shall be made to a hole specially provided for this test. If not otherwise specified in the relevant product standard, this hole shall be in the vicinity of the vulnerable parts. If it is impracticable to make a special hole, the suction connection shall be made to the cable inlet hole. If there are other holes (for example, more cable inlet holes or drain-holes) these shall be treated as intended for normal use on site.

The object of the test is to draw into the enclosure, by means of depression, a volume of air 80 times the volume of the sample enclosure tested without exceeding the extraction rate of 60 volumes per hour. In no event shall the depression exceed 2 kPa (20 mbar) on the manometer shown in figure 2.

If an extraction rate of 40 to 60 volumes per hour is obtained the duration of the test is 2 h.

If, with a maximum depression of 2 kPa (20 mbar), the extraction rate is less than 40 volumes per hour, the test is continued until 80 volumes have been drawn through, or a period of 8 h has elapsed.

□ Category 2 enclosures

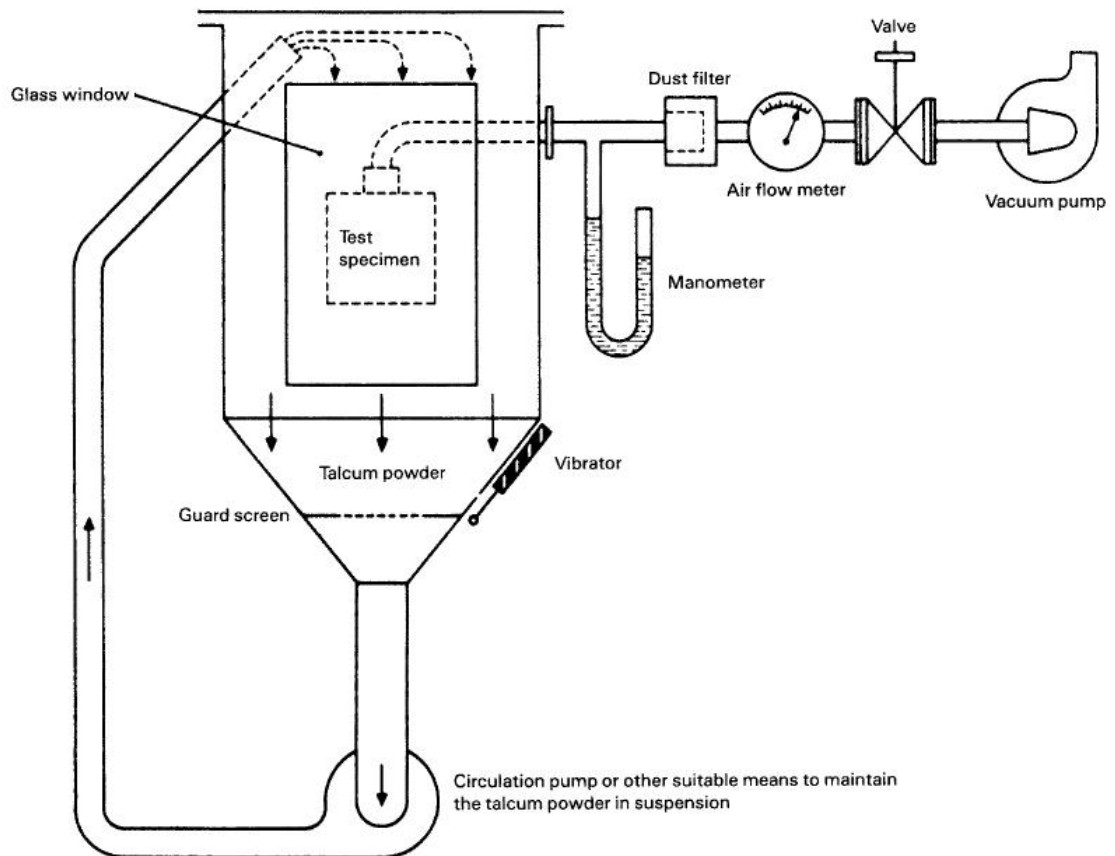
The enclosure under test is supported in its normal operating position inside the test chamber, but is not connected to a vacuum pump. Any drain-hole normally open shall be left open for the duration of the test. The test shall be continued for a period of 8 h

Acceptance Conditions:

The protection is satisfactory if no deposit of dust is observable inside the enclosure at the end of the test

Test Result:

Pass Fail



IEC 280/01

NOTE See IEC 60068-2-68, figure 2 valid for La2 only.

Figure 2 – Test device to verify protection against dust (dust chamber)



Shenzhen Southern LCS Compliance Testing Laboratory Ltd.
Address: 101-201, No.39 Building, Xialang Industrial Zone, Heshuikou
Community, Matian Street, Guangming District, Shenzhen, China
<http://www.lcs-cert.com>; Phone: +(86) 0755-29871520; Fax: +(86) 0755-29871521

Report No.: LCS200903017BS

Test Item:

Test for second characteristic numeral 7: temporary immersion between 0,15 m and 1 m

Atmospheric conditions for water or dust tests:

Air pressure: 86 kPa to 106 kPa

Temperature range: 20°C to 30°C

Relative humidity: 25 %RH to 75 %RH

Test samples:

Clean and new sample were be tested

Test Method:

The test is made by completely immersing the enclosure in water in its service position as specified by the manufacturer so that the following conditions are satisfied:

- a) the lowest point of enclosures with a height less than 850mm is located 1 000mm below the surface of the water;
- b) the highest point of enclosures with a height equal to or greater than 850mm is located 150mm below the surface of the water;
- c) the duration of the test is 30 min;
- d) the water temperature does not differ from that of the equipment by more than 5 K.

However, a modified requirement may be specified in the relevant product standard if the tests are to be made when the equipment is energized and/or its parts in motion.

Test Result:

Pass Fail



Photo Documentation:

Photo 1: Overall view of model CONNECTOR II




Photo 2: IP6X test of model CONNECTOR II





Photo Documentation:

Photo 3: IPX7 test of model CONNECTOR II





Photo 4: Test result after IP6X and IPX7 test



----- End of Test Report-----